




S. D. Public School

Summer Holidays Homework

Class IV (Session 2024-25)



**Q1. Make a drawing of the word written in brackets in the blank space.**

**Later construct your own maths equation and find the answer.**

One day \_\_\_\_\_ gave me \_\_\_\_\_ .  
(person) (number) (object)


The next day \_\_\_\_\_ gave me \_\_\_\_\_ more \_\_\_\_\_ .  
(person) (number) (same object)




How many \_\_\_\_\_ do I have now?  
(same object)

**Drawings of total number of things**

**Operation/ Equation :** \_\_\_\_\_ + \_\_\_\_\_ = \_\_\_\_\_ (Name of the object)  
(number) (number) (number)

Q2. Write the product for each problem and color them as per the codes given below:











	<b>Dark Blue</b>	<b>48</b>
	<b>Light Blue</b>	<b>24</b>
	<b>Orange</b>	<b>30</b>
	<b>Green</b>	<b>16</b>
	<b>Brown</b>	<b>36 or 40</b>
	<b>White</b>	<b>12</b>
	<b>Grey</b>	<b>63</b>

**Q3. A family goes on a holiday. They decide to travel by car and stop for a 10-minute break, halfway through each journey. At what time should the family take a break for each of the following journeys? Complete the table**

Journey	Start Time	Half – Break Time	Estimated Arrival Time
1	9:00 a.m		12:30 p.m
2	10:00 a.m		3:20 p.m
3	11:45 a.m		2:05 p.m
4	12 noon		6:50 p.m

**Q4. Match the object to its matching shape and the properties of that shape.**

Shape	Object	Properties
A) 	(i) 	a) all sides equal
B) 	(ii) 	b) 3 sides and 3 corners
C) 	(iii) 	c) only opposite sides equal
D) 	(iv) 	d) no sides and no corners

**Q5. Jennifer has decided to spend her winter vacations in Goa. She lives in Mumbai. She first prepared a list of the different modes of transport that can be used to reach Goa along with their fare, duration and time taken.**



<b>Travelling from Mumbai to Goa</b>			
<b>Mode of Transport</b>	<b>Distance</b>	<b>Time</b>	<b>Fare Charged</b>
<b>Flight Air India</b>	<b>447 km</b>	<b>2 h 22 min</b>	<b>₹ 2205</b>
<b>Cab Sedan/Dzire</b>	<b>546 km</b>	<b>7 h 40 min</b>	<b>₹ 23,415</b>
<b>Train (Mangalore Ex.)</b>	<b>564 km</b>	<b>9 h 27 min</b>	<b>₹ 435</b>
<b>Bus</b>	<b>569 km</b>	<b>13 h 9 min</b>	<b>₹ 1575</b>
<b>Ship (Cruise Angria)</b>	<b>611 km</b>	<b>16 hrs</b>	<b>₹ 7000</b>

**Observe the given table of information and answer the following questions:**

- Which mode of transport will Jennifer take to pay for the cheapest fare?**
- She loves to travel by road, which two modes of transport could she use and what would be the difference between the two fares?**
- If Jennifer decides to take her mother along too, by air, then how much would she end up paying in total for the fare?**
- Which mode of transport would take the longest time and how much would she had to pay for its fare?**
- Estimate the time taken by cycle and by foot for the distance covered by cab. How did you find out?**

**Q6. Solve the following number puzzle.**

**Across** →

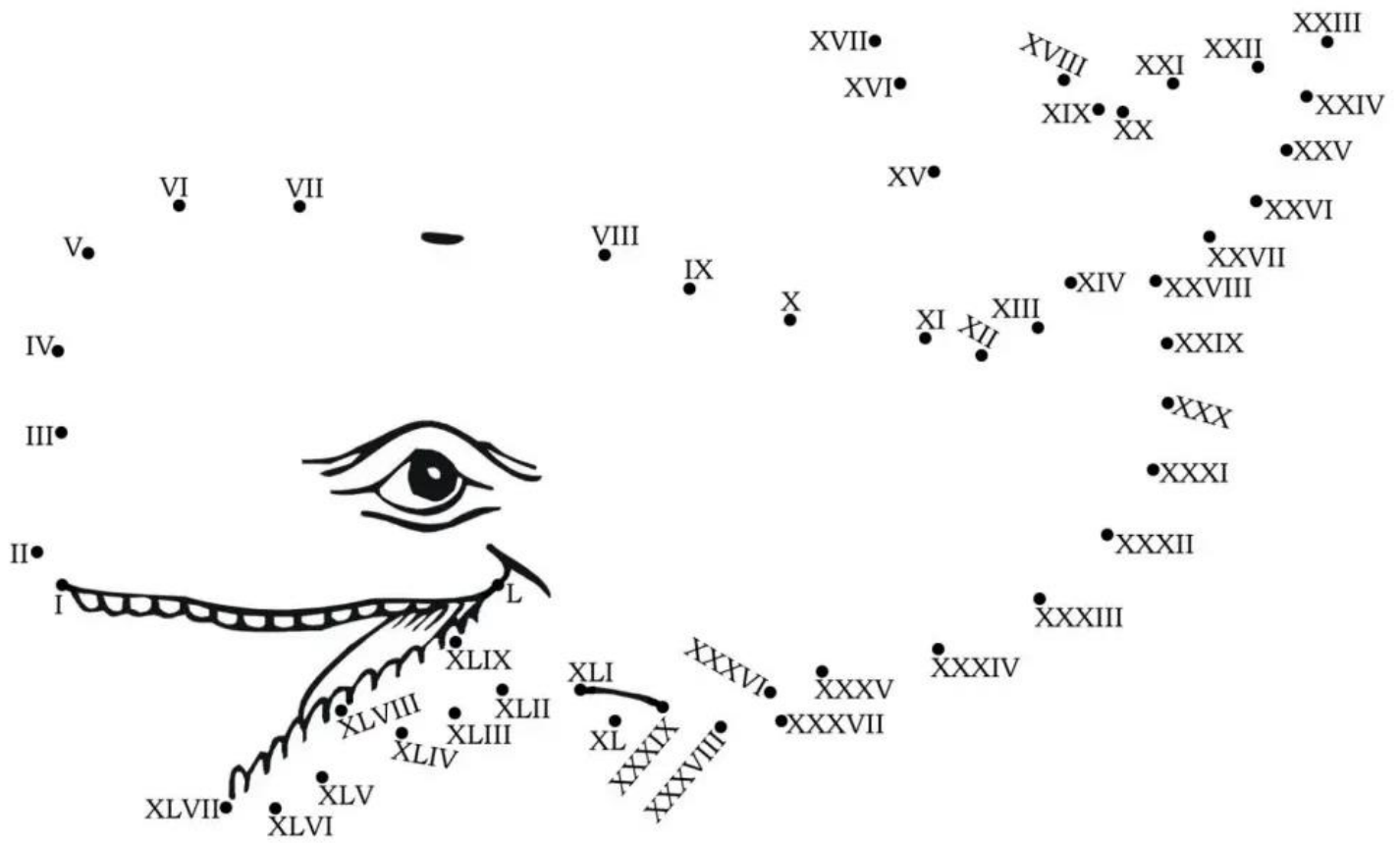
- 1. 5 hundreds 2 tens 5 ones
- 3. 7 hundreds 4 tens 6 ones
- 5. Two thousand three hundred forty-five
- 6. Three hundred twenty-seven
- 7. 9 thousand 9 hundreds 9 tens 9 ones
- 10. Seven thousand eight hundred ninety-three
- 12. 4 thousand 8 hundreds 9 tens 8 ones
- 13. Eight thousand six hundred thirty-five
- 14. 5 thousand 7 hundreds 5 tens 5 ones

**Down** ↓

- 1. 5 thousands 6 tens 9 ones
- 2. 5 thousand 2 hundreds 9 ones
- 3. 7 thousands 5 hundreds 3 tens 8 ones
- 4. Six thousand five hundred seventy nine
- 8. 9 hundreds 8 ones
- 9. Nine hundred seventy eight
- 11. 3 thousands 5 hundreds 3 tens 7 ones
- 12. Four hundred seventy five

1.		2.			3.		4.
		5.					
					6.		
7.	8.		9.				
			10.			11.	
12.							
				13.			
14.							

**Q7. Join the Roman numerals and complete the picture. Also colour it.**

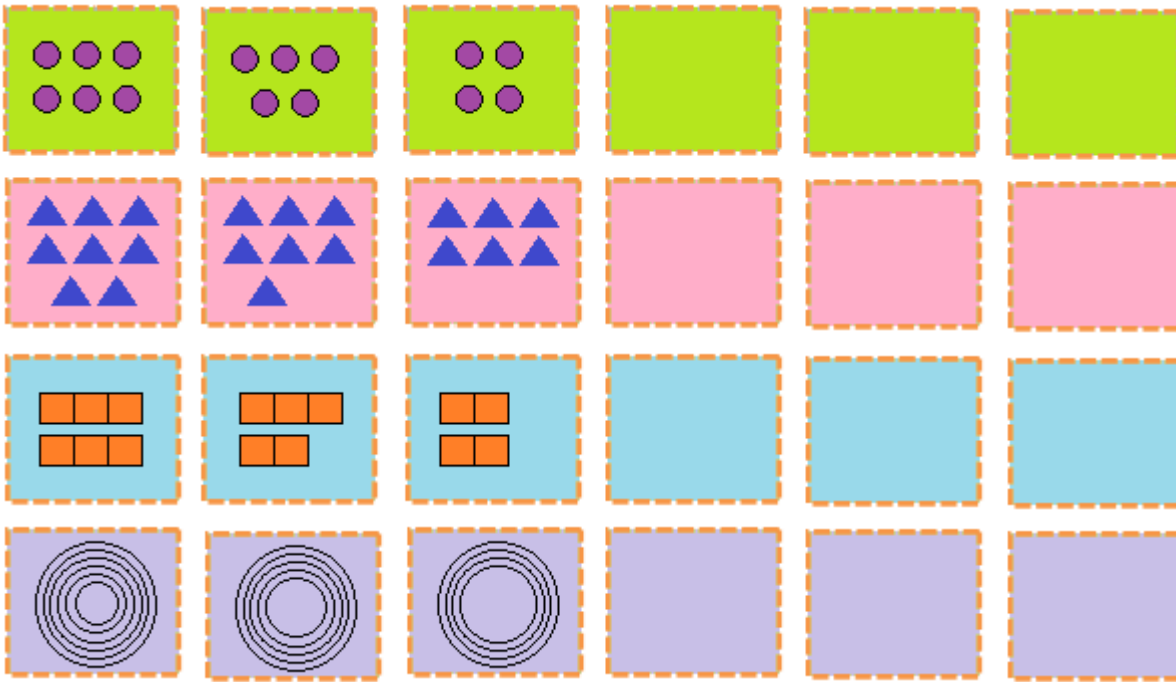


**Q8. Take a metre tape and measure the length and breadth of your room. Window, door, dining table, etc, and record the measures in the chart given below:**



Objects	Measurement of Length	Measurement of Breadth	Length + Breadth
Room			
Door			
Dining Table			
Window			
T.V			

**Q9. Follow the patterns and complete the sequence.**

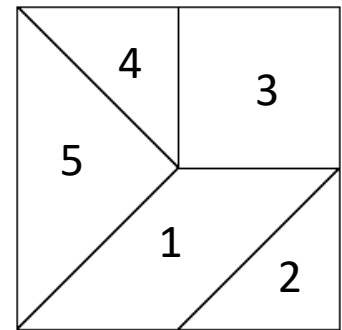


**Project Work**

**TASK 1 (Roll No 1- 10)**


A tangram is a Chinese puzzle of a square divided into 5 or 7 pieces. All pieces must be arranged to form some designs.

We can make or form different geometrical and animal shapes by joining these shapes of the tangram.



Here is a 5-piece tangram. We see that shape 2, 4 and 5 are triangles, shape 3 is a square, and shape 1 is a parallelogram.

We can make various shapes by joining these shapes of the tangram, as shown here.



Make a similar set of large size on a coloured A4 size sheet. Cut it, then form any tangram shape of your choice and paste it on a coloured A4 size sheet.

## TASK 2 (Roll No 11– 20)

Time management is the thinking skill that helps us to estimate how long it will take to do something complete tasks on time and not waste time.



Collect data about your schedule time- from wake-up time to bed time on a working day and a holiday and complete the table given below beautifully on a A4 size coloured sheet.

Activities	Working Day Time	Holiday Time
Wake up		
Toilet		
Brushing		
Bathing		
Breakfast		
School Time		
Lunch		
Return time from school		
T.V watching		
Study time		
Resting time		
Playing		
Home work time		
Dinner		
Sleeping Time		







1. Read the newspaper find proper and common nouns and paste them into your notebook.
2. Revise all the work done in the class.
3. Do cursive writing daily in a separate 4-line notebook.
4. Read stories of your choice and prepare a small dictionary by writing down the meanings of difficult words found in those stories.
5. Make a word train of ten words and paste suitable pictures.  
E.g. (school.... library.... yoghurt...) You can take any word to start.
6. Create a mini-booklet showcasing the traditional costume, food, dance, and historical places of **Andaman and Nicobar Islands**.  
(PASTE PICTURES AND WRITE 5-6 LINES ON EACH TOPIC)



1. अंडमान निकोबार के खान-पान और पोशाक के चित्र तथा नक्शा चिपकाकर उनके बारे में तीन-तीन वाक्य लिखिए। (स्कैप बुक में करिए)
2. 10 सुलेख लिखिए। (कॉपी में)
3. पढ़ाए गए पाठों की पुनरावृत्ति कीजिए।
4. पाँच पंचतंत्र की कहानियाँ पढ़िए और अपनी पसंद की कहानी का सार लिखिए।
5. दिए गए शब्दों से कहानी बनाकर उससे संबंधित चित्र भी बनाइए।  
मित्र, लोटा, पैसे, मिट्टी, ईमानदारी, बस्ता, सपना, स्कूल, शिक्षा, (A3 शीट)
6. जल संरक्षण से संबंधित स्लोगन लिखिए तथा उसका चित्र बनाइए। (A3 शीट)

### UT -1 का पाठ्यक्रम

पाठ- 2( समुद्र की सैर),

पाठ-3 ( साहसी बकरी ) ( संपूर्ण )

पाठ- 1( मौखिक )( प्रकृति का संदेश )

व्याकरण - पाठ -1 ( भाषा और व्याकरण) , 2 ( वर्ण विचार ), 3 ( शब्द )

अपठित गद्यांश, चित्र वर्णन



### Task-I (To be done by all students)

Insects are all around us. Some insects are useful while some are harmful for us. Collect information about any 3 useful and 3 harmful insects and paste on two separate A-4 sized sheets. (Write 3-4 lines for each insect)

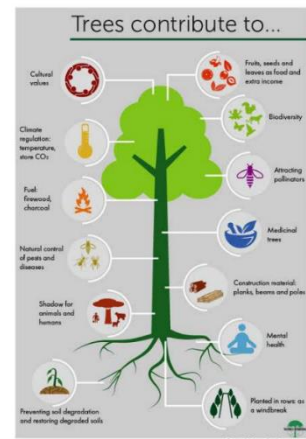


### Task-II (To be done according to your roll no)

Make a poster on an A-3 sized sheet according to your roll number:

R.No 1-20                      Importance of Trees

R.No 21 onwards            Save Water



### Task-III

- Revise all the work done so far in book and notebook.
- Make reading your regular habit. Watch educational programs on television: National Geographic Channel etc.
- Make any one decorative item using waste material. (bottle caps, used boxes, CDs etc)

Explore the links given below:-

Link for Life Skills-

<https://youtu.be/Dg7e4Mh6oVU>

<https://youtu.be/qjlgCxRWIN8>

Link for increasing Mental Ability-

<https://youtu.be/sPRpVL58IKE>

<https://youtu.be/pCpитеBel8E>

### Build your impact profile

'Do good work to make our world a better place to live in.' Click yourself doing good work (Planting trees, caring street animals, feeding birds, recycling waste, awaring others about SDG etc...) and upload it on Go Sharpener Platform – The School Student network

# LET'S EXPLORE LAKSHADWEEP



Wear your thinking glasses and find out some important information about one of the Union Territory of India – LAKSHADWEEP

Q1. What were the Lakshadweep Islands previously known as?

Ans1. \_\_\_\_\_

Q2. What is the capital of Lakshadweep?

Ans2. \_\_\_\_\_

Q3. In which waterbody is Lakshadweep located?

Ans3. \_\_\_\_\_

Q4. How many islands are there in Lakshadweep?

Ans4. \_\_\_\_\_

Q5. Which language is spoken in Lakshadweep?

Ans5. \_\_\_\_\_

Q6. Name the state tree of Lakshadweep.

Ans6. \_\_\_\_\_

Q7. Which is the famous dance of Lakshadweep?

Ans7. \_\_\_\_\_

Q8. Name the state bird of Lakshadweep.


Ans8. \_\_\_\_\_

Q9. Name the state flower of Lakshadweep.

Ans9. \_\_\_\_\_

Q10. What is the name of the airport in Lakshadweep Islands?

Ans10. \_\_\_\_\_



NAME- \_\_\_\_\_

# Holidays Homework

## Art & Craft

### CLASS 4

1

Complete the following pages of your Art book.

TITLE

PG NO

- BUNNY (CHOCOLATE HOLDER CRAFT) 10
- THUMB PAINTING (CRAFT) 25
- PHOTOFRAME (CRAFT) 31
- BAT MASK (CRAFT) 43

2

MAKE A NEWSPAPER CRAFT ITEMS AND  
DECORATE IT

( pictures are just for references )





- 1) Type about your Summer vacations on MS Word.
- 2) Practice worksheet 1 given on Page No.-19 of your computer book.